

“How To” for City of Columbus Standard Template CAD File (CIP)

Note: The path locations specified in this document are the default locations for Autodesk AutoCAD Civil 3D program. These locations are subject to change and is the responsibility of the user to identify the correct location should the paths differ than indicated in the document. Some organizations may have standard network locations for the support files shown below.

DWT File

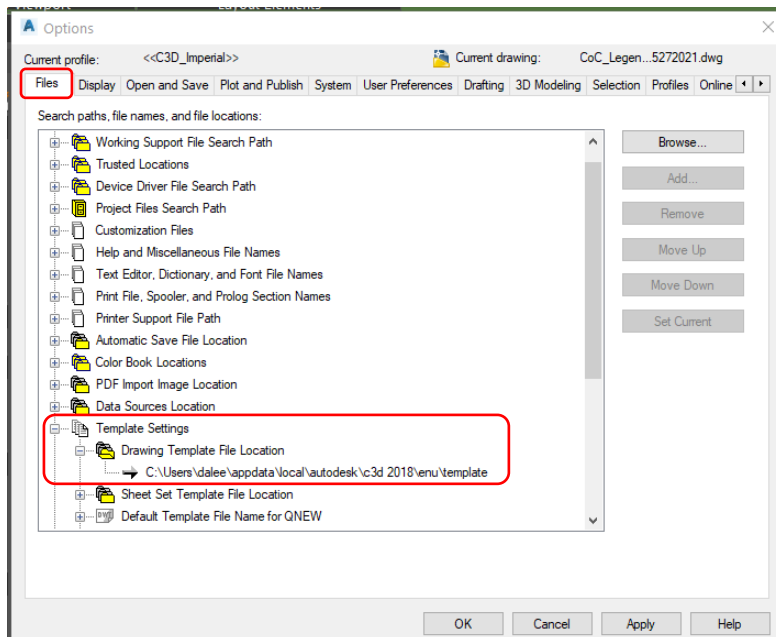
A .dwt file is an AutoCAD drawing template file that is used as a starter for creating drawings that can be saved as a .dwg file(s). The .dwt files provide initial settings such as unit type, precision, title blocks, layer names, line types and other similar information for lateral conversion to proper drawing files. AutoCAD can be used to read the template files and utilize them further. Essentially a .dwt is a .dwg with pre-defined settings and read-only file attributes.

The location for a .dwt is subject to user preference, however, it is usually stored on the C drive with the other AutoCAD templates found at the path below.

The default location is:

C:\Users\username\AppData\Local\Autodesk\C3D Version\enu\Template

The defined folder is set in Autocad under the Options Dialog Box.

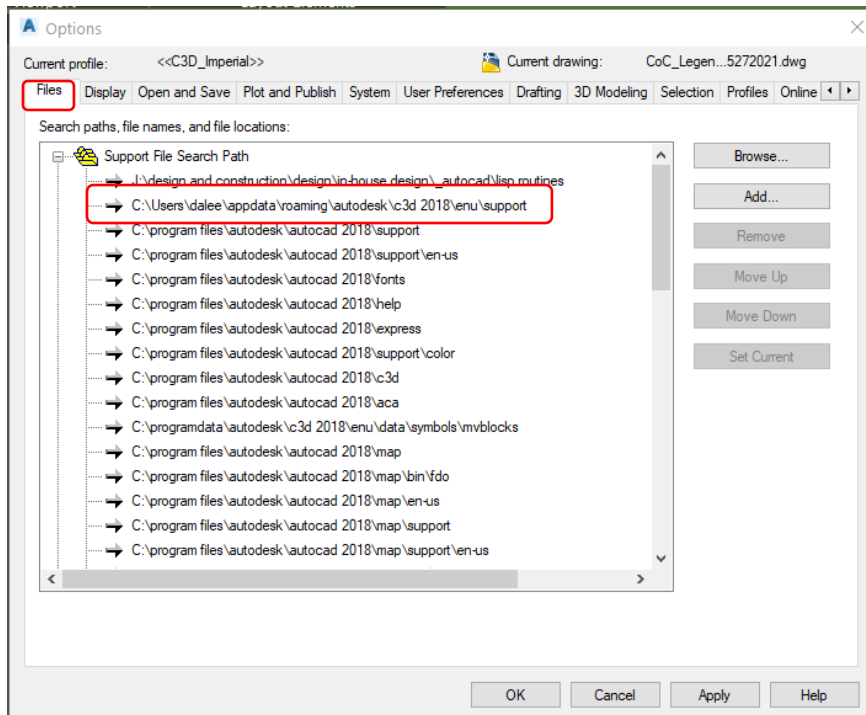


Start a new drawing (.dwg) from the template file (.dwt) by clicking File>New>Drawing and selecting CoC_Legend.dwt.

LIN File

A *.lin* (linetype) file is where the information is stored that generates the visual characteristics of a given linetype. This includes the text shown in the complex linetypes, rotation and size of text, breaks, and references to any shapefiles.

The defined folder is set in Autocad under the Options Dialog Box.



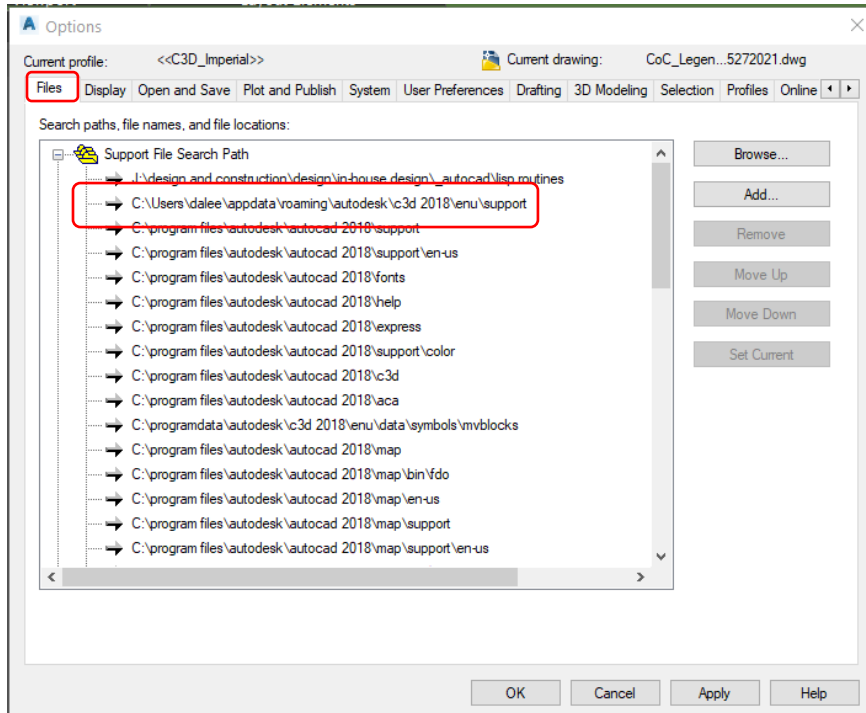
The default location is:

C:\Users\username\AppData\Roaming\Autodesk\C3D Version\enu\Support

SHX File

The .shx (shape) file contains shapes that are included to give linetypes more complex definition (i.e. flow arrows, guardrail, fence, etc.).

The defined folder is set in Autocad under the Options Dialog Box.



The default location is:

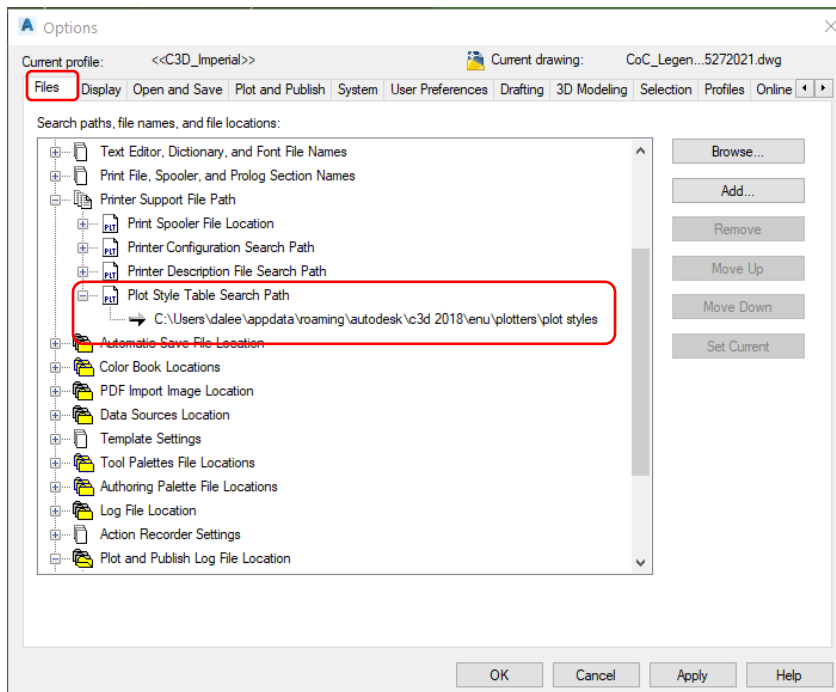
C:\Users\username\AppData\Roaming\Autodesk\C3D Version\enu\Support

STB File

The .stb (Named Plot Style Tables) file contains print settings based on object properties that gives the user more flexibility in printing preferences (i.e. color, lineweight, screening, etc.).

- Some users may still use .ctb files. A conversion will be necessary to use a .stb file. Please see the link at the bottom of the page for a “How To” to convert .ctb to .stb.

The defined folder is set in Autocad under the Options Dialog Box.



The default location is:

C:\Users\username\AppData\Roaming\Autodesk\C3D Version\enu\Plotters\Plot Styles

T

The following link has additional information To Convert a Drawing from Color Plot Styles to Named Plot Styles.

<https://knowledge.autodesk.com/support/autocad/learn-explore/caas/CloudHelp/cloudhelp/2016/ENU/3PP-ACD-MAS-Wiley/files/GUID-A47DE058-03C6-46C5-85FB-3B649344BDBE-htm.html>